

6

5

4

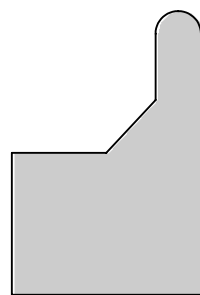
3

2

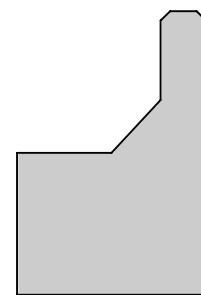
1

D

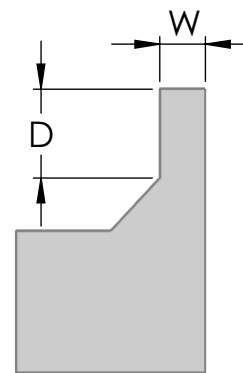
D



Full Radius



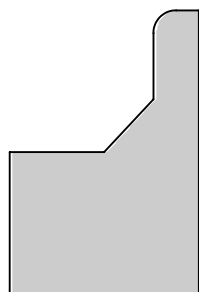
Chamfer Both sides



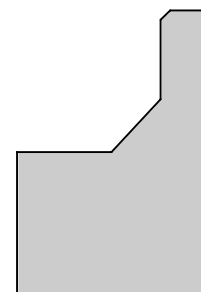
Standard

C

C



Half Radius Inside

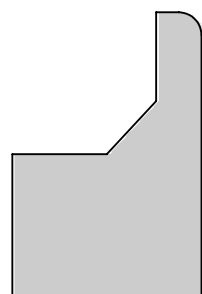


Chamfer Inside side

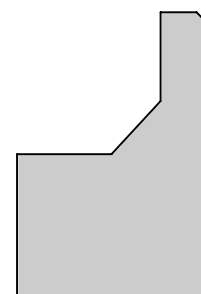
Style	W (2.4mm standard)	D (4.7mm standard) 6mm MAX	Chamfer Angle + Size (if applicable)

B

B



Half Radius Outside



Chamfer out side

A

A

DIMENSIONS ARE IN MILLIMETERS		
	NAME	DATE
DRAWN	D.Fletcher	25/06/2019
TITLE: U type Anvil Options Order Guide		
MATERIAL: Tool Steel		

Yorkshire Precision Gauges
Hatfield
Doncaster
England
DN7 6QF

YORKSHIRE
PRECISION
GAUGES

DWG. NO.

t: +44 (0)1302 840 303
f: +44 (0)1302 843 570
Gauges@ypg.co.uk
<http://www.ypg.co.uk/>

SCALE: 2.5:1

SHEET 1 OF 1

6

5

4

3

2

1